HOSE, CORD & CABLE REELS

FUELING

COXREELS SINCE 1923

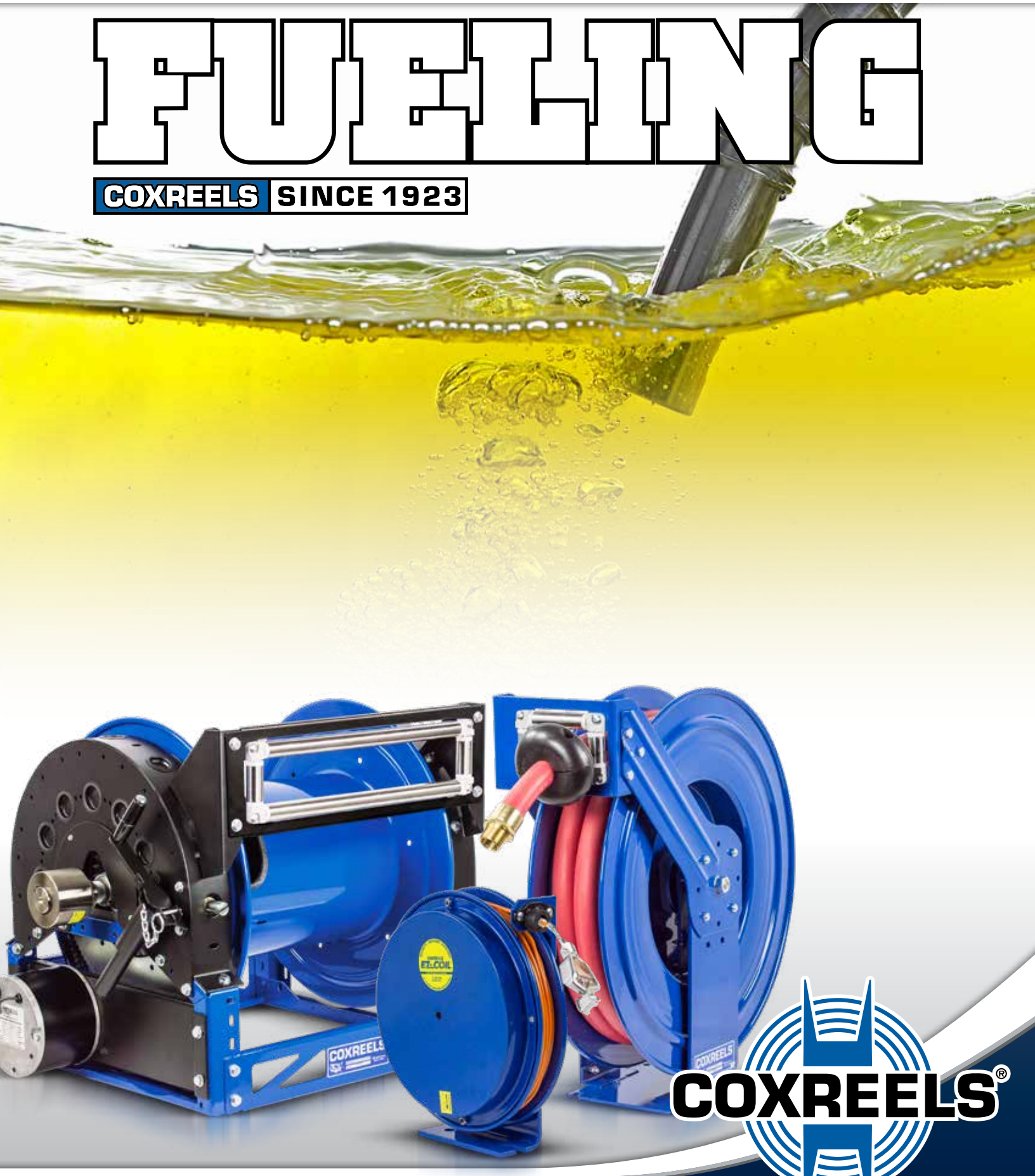

COXREELS®

PRODUCT CATALOG

FUELING REELS

IT'S NOT JUST A LABEL, IT'S A BADGE OF HONOR

Hose, cord, and cable reels are essential components for applications that require high product flow such as service trucks, lube trucks, transit facilities, and large fleet shops.

The Recognized Industry Leader

Coxreels is wholesale only since 1923. Our product is made to high standards, supplying industrial grade product to distributors and OEMs worldwide. We are recognized as the leader in the reeling industry. We have been providing the most complete and diverse line of hose, cord, and cable reels for 10 decades!

The Most Complete Line of Fueling Reels in the Market

Coxreels' fuel dispensing hose reels are designed to convey non-aromatic fuels including diesel, kerosene, fuel oil, and heating oil.

Possible fields of application:

- **Fuel storage and dispensing systems**
- **Ship refueling**
- **Offshore**
- **Aircraft refueling**
- **Fuel tank trucks**
- **Bulk fuel handling**
- **DEF storage and dispensing systems**
- **Fuel/lube trucks**
- **Fuel transfer**
- **In-plant refueling**
- **Vehicle refueling**

Proven reeling solutions to service vehicle needs!

Petroleum hose reels not only make hoses last longer, they save time and allow for hassle-free maintenance. Compact design and quality steel construction are incorporated into Coxreels' diverse line of petroleum reels. No matter what your application, we have a solution for you!

Our versatile and wide reel selection handles various capacities and comes in different sizes to suit any service vehicle requirement. Our standard reeling devices suggested in this catalog are already specified to meet the needs of the utility and service markets. Coxreels also has the engineering power to design and build custom reels, so please consult the factory if you cannot locate a reel that will work with your equipment, we will be happy to assist you with a solution.

VALUE THE DIFFERENCE...

Make COXREELS your reel choice!

PROFESSIONAL GRADE FEATURES

A HIGHER LEVEL OF STANDARDS

CPC™ POWDER COAT

Our blue powder coat finish is long lasting, chip resistant & rust inhibiting

BRASS SWIVEL

External fluid path, machined from solid brass, full flow, swivel for simple seal maintenance

STEEL AXLE

1" solid steel axle & lubricated bearings for extra strength & durability. Not a hollow tube & no fluid travels through it

STEEL CONSTRUCTION

High-Quality steel construction provides superior strenght and durability for heavy-duty applications in commercial and industrial settings

CNC SPUN DISCS

All steel rolled edges & ribbed discs for added safety, strength & durability

CARTRIDGE MOTOR

Enclosed factory tuned & matched cartridge style motor for safe & easy replacement



LOW PROFILE RISER

Low profile riser with open drum slot allows for smooth even hose wraps that will not pinch or bind your hose. **NO HUMP!**

ALL WELDED STEEL "A" FRAME

All welded steel "A" frame for strength & durability. **NOT BOLTED!**

USA MADE, QUALITY & SUPPORT

We take great pride in designing, building & supplying the world's finest reels made right here in the U.S.A.

2 YEAR WARRANTY

Coxreels proudly stands behind our reels as they are built to last!

EZ-COIL® SERIES

A patented safety system that retracts up to 80% slower than conventional reels

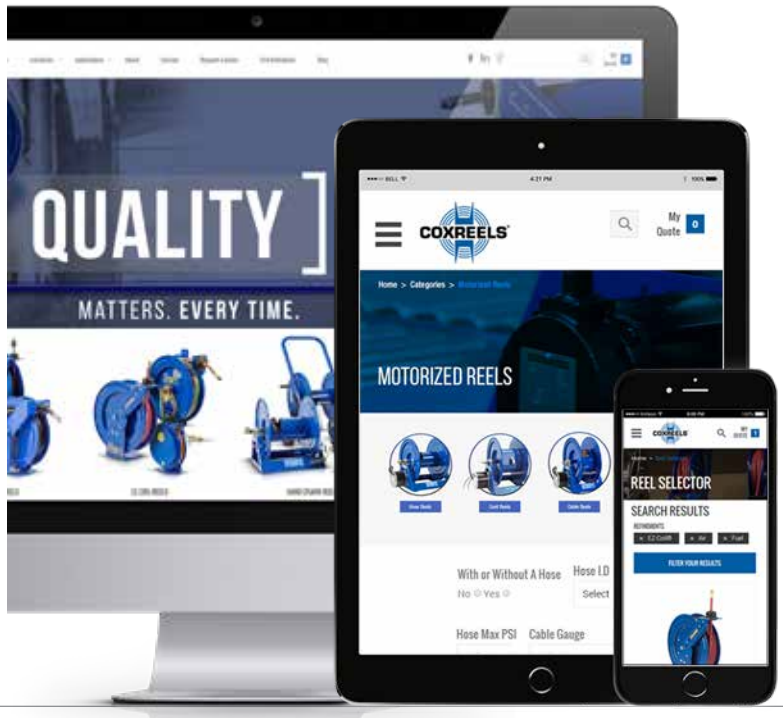

VISIT US ONLINE

Coxreels is committed to providing our customers with the ultimate online experience as they navigate through the most complete and diverse line of hose, cord, and cable reels.

We hope that you enjoy the fresh look and feel of our updated website and find that this portal serves as a valuable resource for you!

FOLLOW US

3/4" - 1" I.D.

FUELING REELS

SPRING DRIVEN FUEL HOSE REELS

Fuel T Series

Fuel SH Series

COXREELS® Fuel Dispensing Reels are designed to handle various non-aromatic fuel applications including diesel, kerosene, fuel oil and heating oil. Coxreels® professional fuel dispensing reels are available in heavy-duty single pedestal (SH Series) or supreme-duty dual pedestal (T Series) These fuel reels are an essential component found in utility, ground support, and bulk liquid handling transport services mounted on fuel storage & dispensing systems, fuel/lube trucks, aircraft refuelers, and tank trucks. The convenient uncoiling systems with the added hose control allow the operator to efficiently handle fuel transfers.

SETTINGS

- Fuel Storage & Dispensing Systems
- Ship Refueling
- Fuel / Lube Trucks
- Aircraft Refueling
- In-Plant Refueling
- Vehicle Refueling
- Offshore
- Fuel Transfer

FUELING SERIES :: REEL SPECIFICATIONS

FUEL SERIES SWIVEL

- Machined from solid brass 90° full-flow NPT swivel inlet for fuel dispensing applications. Electroless nickel plated steel swivel on 1" models
- Swivel seals: Nitrile

FUEL SERIES HOSE

- Fuel dispensing hose designed to convey non-aromatic fuels including diesel, kerosene, fuel oil & heating oil. Temperature Range: -20°F to +190°F

DESIGN & STRUCTURE

- Guide arm adjusts to wall, floor, vehicle & overhead positions
- Solid one piece, heavy gauge ¼" steel base & support post for maximum stability
- 1" solid steel axle & lubricated precision bearings for smooth rotation
- (On SH Series only) Sturdy single pedestal reel features Coxreels' exclusive Super Hub™ dual axle support system
- (On T Series only) Sturdy dual pedestal reel features Coxreels' exclusive Super Hub™ triple axle support system. Stainless Steel rollers

RETRACTION

- Controlled retraction speed up to 80% slower on EZ-COIL models
- Enclosed factory tuned & matched cartridge-style spring motor
- Non-corrosive stainless steel spring, pawl & zinc plated ratchet
- Multi-position lock ratchet mechanism secures hose at desired length

ACCESSORIZE YOUR REEL :: PG 12

- O-Rings & Swivels
- Mounting Brackets
- Hoses
- Assorted Reel Accessories

FUEL HOSE SERIES

Models are equipped with fuel hose. **Note: Do not exceed listed hose O.D. to obtain maximum length.**

HOSE							LESS HOSE		SIZE INDEX
MODEL	I.D.	O.D.	FT.	PSI	APRX. LBS.	EZ-COIL MODELS	MODEL	APRX. LBS.	
FUEL HOSE SH SERIES									
SHF-N-525	¾"	1 3/16"	25	300	52	**EZ-SHF-525**	***SHL-N-525-BXN**	45	**1**
FUEL HOSE T SERIES									
TSHF-N-535	¾"	1 3/16"	35	300	77	**EZ-TSHF-535**	**THSL-N-535-BXN**	67	**2**
TSHF-N-550	¾"	1 3/16"	50	300	83	**EZ-TSHF-550**	***TSHL-N-550-BXN**	70	**2**
TSHF-N-575	¾"	1 3/16"	75	300	93	-	**TSHL-N-575-BXN**	73	**3**
TSHF-N-635	1"	1½"	35	300	92	-	**TSHL-N-635-BXN**	71	**4**
TSHF-N-650	1"	1½"	50	300	98	-	**TSHL-N-650-BXN**	77	**3**

* EZ-Coil® option only available on these less hose models. Please add prefix "EZ-"

REEL DIMENSIONS

Technical Data Sheets Available On Website

SIZE INDEX	W	H	L	X	Y	M	N
	Overall Dimensions			Base		Mounting Pattern	
1	8¼"	21¼"	19½"	6"	6"	4"	5"
2	9⅞"	25½"	24"	8"	9"	7"	8"
4	12"	25½"	24"	8"	9"	7"	8"

Fuel SH Series

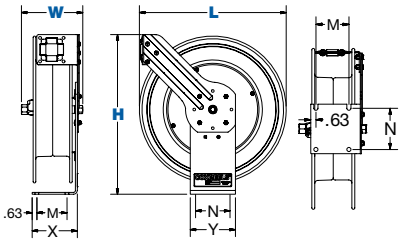

Fuel T Series

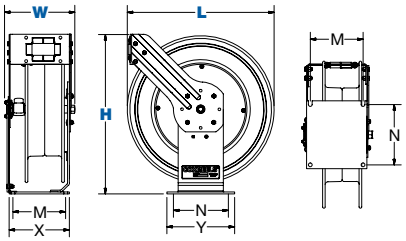

SPRING DRIVEN FUEL HOSE REELS

FUELING REELS

COXREELS® Fuel Dispensing Reels are designed to handle various non-aromatic fuel applications including diesel, kerosene, fuel oil and heating oil. Coxreels® professional fuel dispensing reels are available box-style frame (SP Series) configurations. These fuel reels are an essential component found in utility, ground support, and bulk liquid handling transport services mounted on fuel storage & dispensing systems, fuel/lube trucks, aircraft refuelers, and tank trucks. The convenient uncoiling systems with the added hose control allow the operator to efficiently handle fuel transfers.

SETTINGS

- Fuel Storage & Dispensing Systems
- Ship Refueling
- Aircraft Refueling
- In-Plant Refueling
- Fuel Tank Trucks
- Vehicle Refueling
- Offshore
- Fuel Transfer

FUEL SP HOSE SERIES

Models are equipped with fuel hose. **Note: Do not exceed listed hose O.D. to obtain maximum length.**

HOSE							LESS HOSE		SIZE INDEX
MODEL	I.D.	O.D.	FT.	PSI	APRX. LBS.	INLET/OUTLET N.P.T.	MODEL	APRX. LBS.	
SLPF-550	¾"	1 1/16"	50	300	99	¾"	**SLPL-550**	86	**1**
SLPF-575	¾"	1 1/16"	75	300	136	¾"	**SLPL-575**	117	**2**
SLPF-5100	¾"	1 1/16"	100	300	151	¾"	**SLPL-5100**	126	**2**
SLPF-625	1"	1½"	25	300	106	1"	**SLPL-625**	90	**3**
SLPF-650	1"	1½"	50	300	139	1"	**SLPL-650**	109	**4**
SLPF-675	1"	1½"	75	300	193	1"	**SLPL-675**	148	**5**

REEL DIMENSIONS

Technical Data Sheets Available On Website

SIZE INDEX	W	H	L	X	Y	M	N
1	19⅝"	20½"	22⅞"	15⅜"	21½"	10½"	7½"
2	19⅝"	24½"	26⅜"	15⅜"	25"	10½"	7½"
3	21"	20½"	22⅞"	15⅜"	21½"	10½"	7½"
4	21"	24½"	26⅜"	15⅜"	25"	10½"	7½"
5	21"	28½"	30⅜"	15⅜"	29"	10½"	7½"
	Overall Dimensions			Base		Mounting Pattern	

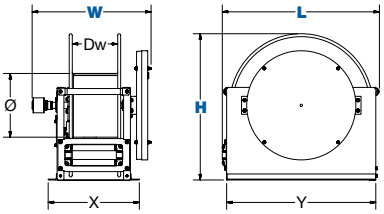

FUELING SERIES :: REEL SPECIFICATIONS

FUEL SERIES SWIVEL

- Machined from solid brass 90° full-flow NPT swivel inlet for fuel dispensing applications. Electroless nickel plated steel swivel on 1" models
- Swivel seals: Nitrile

FUEL SERIES HOSE

- Fuel dispensing hose designed to convey non-aromatic fuels including diesel, kerosene, fuel oil & heating oil. Temperature Range: -20°F to +190°F

DESIGN & STRUCTURE

- Reel features a sturdy box-style frame design
- Reel adjusts to wall, floor, vehicle & overhead positions
- Solid one piece, heavy gauge ¼" steel base & support post for maximum stability
- Reinforced steel frame provides maximum strenght & stability
- Long lasting self-lubricated flange bearings for smooth rotation
- Heavy duty 1" stainless steel pinch-proof rollers

RETRACTION

- Enclosed factory tuned & matched cartridge-style spring motor
- Non-corrosive stainless steel spring, pawl & zinc plated ratchet
- Cast iron lock ringh with non-sparking bronze pawl
- Multi-position lock ratchet mechanism secures hose at desired length

ACCESSORIZE YOUR REEL :: PG 12

- O-Rings & Swivels
- Mounting Brackets
- Hoses
- Assorted Reel Accessories

1/2" - 1" I.D.

DEF SERIES

SPRING DRIVEN DEF HOSE REELS

DEF T Series

DEF SH Series

COXREELS® DEF Series are equipped with a stainless steel external full-flow swivel and chemical resistant Viton® seals to provide a safe, reliable Diesel Exhaust Fluid (DEF) dispensing solution. The swivel is easy to access for simple seal maintenance and fast DEF dispenser hose installation. Coxreels® professional DEF reeling systems are available in heavy-duty single pedestal (SH Series) or supreme-duty dual pedestal (T Series) configurations. Both versatile designs are outfitted with Coxreels' original Super Hub™ dual axle support systems to increase stability and reduce vibration during operation, making these reels the perfect DEF handling solutions for either stationary or rugged mobile applications.

SETTINGS

- DEF Storage & Dispensing Systems
- DEF Skids Systems
- Fuel / Lube Trucks
- Tank Trucks
- Vehicle Refueling

DEF SERIES :: REEL SPECIFICATIONS

SWIVEL

- Non-corrosive stainless steel 90° full flow NPT swivel for Diesel Exhaust Fluid (DEF) dispensing applications.
- Swivel seals: Viton®

HOSE

- DEF dispensing hose designed to convey the high-purity, aqueous urea solution DEF.
  Temperature Range: -40°F to +257°F

DESIGN & STRUCTURE

- Guide arm adjusts to wall, floor, vehicle & overhead positions
- Solid one piece, heavy gauge 1/4" steel base & support post for maximum stability
- 1" solid steel axle & lubricated precision bearings for smooth rotation
- (On SH Series only) Sturdy single pedestal reel features Coxreels' exclusive Super Hub™ dual axle support system
- (On T Series only) Sturdy dual pedestal reel features Coxreels' exclusive Super Hub™ triple axle support system. Stainless Steel rollers

RETRACTION

- Controlled retraction speed up to 80% slower on EZ-COIL® models
- Enclosed factory tuned & matched cartridge-style spring motor
- Non-corrosive stainless steel spring, pawl & zinc plated ratchet
- Multi-position lock ratchet mechanism secures hose at desired length

ACCESSORIZE YOUR REEL :: PG 12

- O-Rings & Swivels
- Mounting Brackets
- Hoses
- Assorted Reel Accessories

DEF SERIES

Models are equipped with DEF hose. **Note: Do not exceed listed hose O.D. to obtain maximum length.**

HOSE							LESS HOSE		SIZE INDEX
MODEL	I.D.	O.D.	FT.	PSI	APRX. LBS.	EZ-COIL® MODELS	MODEL	APRX. LBS.	
DEF-SH SERIES									
-	1/2"	7/8"	50	300	-	-	***SHL-N-450-BBX**	46	**1**
SH-N-525-DF-BBX	3/4"	1 1/16"	25	300	52	**EZ-SH-525-DF-BBX**	**SHL-N-525-BBX**	45	**2**
SH-N-550-DF-BBX	3/4"	1 1/16"	50	300	69	**EZ-SH-550-DF-BBX**	**SHL-N-550-BBX**	56	**3**
DEF-T SERIES									
-	1/2"	3/4"	50	300	-	-	***TSHL-N-450-BBX**	55	**4**
-	3/4"	1 1/16"	35	300	-	-	***TSHL-N-535-BBX**	67	**5**
TSH-N-550-DF-BBX	3/4"	1 1/16"	50	300	83	**EZ-TSH-550-DF-BBX**	**TSHL-N-550-BBX**	70	**5**
-	1"	1 1/2"	35	300	-	-	**TSHL-N-635-BBX**	71	**6**
-	1"	1 1/2"	50	300	-	-	**TSHL-N-650-BBX**	77	**7**

* EZ-Coil® option only available on these less hose models. Please add prefix "EZ-"

REEL DIMENSIONS

Technical Data Sheets Available On Website

SIZE INDEX	W	H	L	X	Y	M	N
1	8 1/4"	21 1/4"	19 1/2"	6"	6"	4"	5"
2	9 3/8"	21 1/4"	19 1/2"	6"	6"	4"	5"
3	9 7/8"	25 1/2"	24"	6"	6"	4"	5"
4	9 3/8"	21 1/4"	19 1/2"	8"	9"	7"	8"
5	9 7/8"	25 1/2"	24"	8"	9"	7"	8"
6	10"	25 1/2"	24"	8"	9"	7"	8"
7	12"	25 1/2"	24"	8"	9"	7"	8"
	Overall Dimensions			Base		Mounting Pattern	

SD & SDH SERIES

STATIC DISCHARGE CABLE REELS

3/32" Ø

COXREELS® SD and SDH Series "Static Discharge" cable reels are built heavy duty and designed for long lasting performance. They are specifically designed to be used in combustible environments where the static buildup could ignite a spark and subsequent explosion. Static discharge or grounding reels are commonly paired with fuel hose reels.

SETTINGS

- Fuel / Service Trucks
- Aviation Static Grounding
- Aviation Refueling
- Bulk Fuel Transfer
- Vehicle Refueling
- Fuel Storage & Dispesing Systems
- Chemical Plants
- Oil Refinery
- Hazardous Areas

SD SERIES

CABLE					LESS CABLE		SIZE INDEX
MODEL	FT.	O.D.	APRX. LBS.	EZ-COIL MODELS	MODEL	APRX. LBS.	
GALVANIZED CABLE							
SD-35	35	5/32"	18	**EZ-SD-35**	-	-	**1**
SD-50	50	5/32"	20	**EZ-SD-50**	**SDL-50**	18	**1**
SD-75	75	5/32"	31	**EZ-SD-75**	-	-	**2**
SD-100	100	5/32"	32	**EZ-SD-100**	**SDL-100**	28	**2**
STAINLESS STEEL CABLE							
SD-35-1	35	5/32"	18	**EZ-SD-35-1**	-	-	**1**
SD-50-1	50	5/32"	20	**EZ-SD-50-1**	**SDL-50**	18	**1**
SD-75-1	75	5/32"	31	**EZ-SD-75-1**	-	-	**2**
SD-100-1	100	5/32"	32	**EZ-SD-100-1**	**SDL-100**	28	**2**

To order **EZ-Coil®** equipped models less hose, please add prefix "**EZ-**"

SDH SERIES

CABLE				LESS CABLE		SIZE INDEX
MODEL	FT.	O.D.	APRX. LBS.	MODEL	APRX. LBS.	
GALVANIZED CABLE						
SDH-100	100	5/32"	24	-	-	**3**
SDH-200	200	5/32"	28	**SDHL-200**	20	**3**
STAINLESS STEEL CABLE						
SDH-100-1	100	5/32"	24	-	-	**3**
SDH-200-1	200	5/32"	28	**SDHL-200**	20	**3**

REEL DIMENSIONS

Technical Data Sheets Available On Website

SIZE INDEX	W	H	L	X	Y	N
1	3⅞"	11½"	11"	2½"	6"	4"
2	4"	15"	14½"	2½"	6"	4"
3	5¾"	11½"	11"	2½"	6"	4"
	Overall Dimensions			Base		Mounting Pattern

SD & SDH SERIES :: REEL SPECIFICATIONS

STATIC DISCHARGE

- Available with 7 strand x 7 wire galvanized steel or stainless steel 3/32" cable
- High visibility orange vinyl cable cover (O.D.= 5/32" with cable cover)
- Includes cable, ball stop & 50 Amp grounding clamp (100 Amp copper grounding clamp available, consult factory)

DESIGN & STRUCTURE

- Compact static discharge cable reel available in spring rewind or direct hand crank retraction
- Guide arm adjusts to wall, floor, vehicle & overhead positions
- Solid one piece, heavy gauge ¼" steel base for maximum stability
- 1" solid steel axle & lubricated precision bearings for smooth rotation
- Bottom of base is un-powder coated to ground reel

RETRACTION

- Controlled retraction speed up to 80% slower on EZ-COIL® models
- (On SD Series only) Enclosed factory tuned & matched cartridge-style spring motor. Non corrosive stainless steel spring, pawl & zinc plated ratchet
- (On SD Series only) Multi-position non-sparking lock ratchet mechanism secures cable at desired length. Simple design with direct hand crank action.

ACCESSORIZE YOUR REEL :: PG 12

- Assorted Reel Accessories
- Mounting Brackets

SD Series

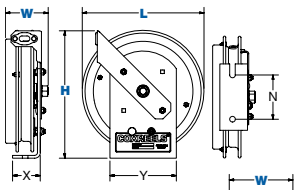

SDH Series

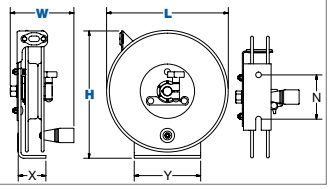

SPRING DRIVEN

EZ-COIL®

HAND CRANK

11½" I.D.

1185 SERIES

LARGE CAPACITY/VOLUME HOSE REELS

COXREELS® 1185 Series hand crank and motor driven hose reels are designed to handle long lengths of large diameter hose for increased volume delivery. Coxreels' exclusive low profile outlet riser and open drum design provide a noncrimping, flat smooth hose wrap. The sturdy all welded "A" frame base provides exceptional strength to handle the extra weight without sacrificing performance, even in demanding mobile applications.

SETTINGS

- Fuel Storage & Dispensing Systems
- Aircraft Refueling
- Fuel Tank Trucks
- Fuel Transfer
- Bulk Fuel Handling

1185 SERIES :: REEL SPECIFICATIONS

SWIVEL

- External fluid path with in-line electroless nickel plated steel full-flow NPT swivel inlet
- Swivel Seals: NITRILE
- (On high pressure models with suffix -BUXX) External fluid path with electroless nickel plated steel 90° full-flow NPT swivel inlet
- (On high pressure models with suffix -BUXX) Swivel Seals: AFLAS

DESIGN & STRUCTURE

- All welded steel "A" frame construction for superior reel structure
- Exclusive low profile outlet riser & open drum slot design for flat smooth hose wrap
- Robust lubricated horizontal surface mount bearings for easy rotation
- (On hand crank models) Long-handled locking pin to secure reel from rotation during transport or storage

RETRACTION

- Reliable chain & sprocket drive on motor driven models
- Solid steel direct hand crank with smooth round handle
- See Motor Options Chart

ACCESSORIZE YOUR REEL :: PG 12

- O-Rings & Swivels
- Rolling Brackets
- Assorted Reel Accessories
- Hoses
- Brake

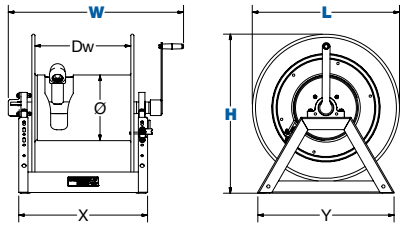

1185 SERIES - ALL REELS SUPPLIED LESS HOSE

LESS HOSE										
MODEL	STANDARD CAP			OPTIONAL CAP. Reducer required			INLET SWIVEL & OUTLET RISER	PSI	APRX. LBS.	SIZE INDEX
	I.D.	O.D.	FT.	I.D.	O.D.	FT.				
1185 SERIES - IN-LINE SWIVEL										
1185-1124	1½"	2 1/16"	50	1¼"	1 13/16"	75	1½" F NPT	1,500	76	**1**
1185-1524	1½"	2 1/16"	75	1¼"	1 13/16"	100	1½" F NPT	1,500	81	**2**
1185-2020	1½"	2 1/16"	70	1¼"	1 13/16"	80	1½" F NPT	1,500	70	**3**
1185-2024	1½"	2 1/16"	100	1¼"	1 13/16"	125	1½" F NPT	1,500	94	**4**
1185-2028	1½"	2 1/16"	125	1¼"	1 13/16"	180	1½" F NPT	1,500	109	**5**
1185-2528	1½"	2 1/16"	150	1¼"	1 13/16"	220	1½" F NPT	1,500	122	**6**
1185-3324	1½"	2 1/16"	175	1¼"	1 13/16"	225	1½" F NPT	1,500	154	**7**
1185-3328	1½"	2 1/16"	250	1¼"	1 13/16"	325	1½" F NPT	1,500	169	**8**

MOTOR OPTIONS

When ordering, suffix the model number with selection below. NOTE: Add 5 lbs to ship weight if reel is crated

SUFFIX	TYPE	DESCRIPTION	ADD ON APRX. LBS
A	AIR - 4 VANE	ALUMINIUM BODY AIR MOTOR	8
AB	AIR - 6 VANE	CAST IRON AIR MOTOR	8
C	FRONT HAND CRANK	BEVEL GEARED CRANK	3
E	12 V DC, 1/3 HP	REVERSABLE	13
ED	12 V DC, ½ HP EXP.	EXPLOSION PROOF, REVERSABLE	26
EF	24 V DC, 1/3 HP	REVERSABLE	13
EB	24 V DC, ½ HP EXP.	EXPLOSION PROOF, REVERSABLE	26
EA	115 V AC, ½ HP EXP.	REVERSABLE AC RECTIFIED	26
EJ	230 V AC, ½ HP EXP.	REVERSABLE AC RECTIFIED	26
H	HYDRAULIC	END PORTED 9/16-18 UNF	6

REEL DIMENSIONS

Technical Data Sheets Available On Website

SIZE INDEX	W				H	L	X	Y	Ø	Dw
	CRANK	ELEC.	AIR / HYD.	-BUXX EQUIPPED						
1	25"	26 1/8"	23 3/8"	26 7/8"	26"	24"	17"	22 1/4"	10½"	11½"
2	29"	30 1/8"	27 3/8"	30 7/8"	26"	24"	21"	22 1/4"	10½"	15½"
3	33½"	34 5/8"	31 7/8"	35 3/8"	21 5/8"	20"	25½"	19 5/8"	10½"	11½"
4	33½"	34 5/8"	31 7/8"	35 3/8"	26"	24"	25½"	22 1/4"	10½"	20"
5	33½"	34 5/8"	31 7/8"	35 3/8"	30"	28"	25½"	24½"	10½"	20"
6	38½"	39 5/8"	36 7/8"	40 3/8"	30"	28"	30½"	24½"	10½"	25"
7	46½"	47 5/8"	44 7/8"	48 3/8"	26"	24"	38½"	22 1/4"	10½"	33"
8	46½"	47 5/8"	44 7/8"	48 3/8"	30"	28"	38½"	24½"	10½"	33"
	Overall Dimensions						Base		Drum	

MOTORIZED

HAND CRANK

TWO YEAR 2 WARRANTY

LARGE CAPACITY/VOLUME HOSE REELS 1195 SERIES

COXREELS® 1195 Series motor driven hose reels are designed to handle long lengths of large diameter hose for increased volume delivery. Coxreels' exclusive low profile outlet riser and open drum design provide a noncrimping, flat smooth hose wrap. The sturdy all welded "A" frame base provides exceptional strength to handle the extra weight without sacrificing performance, even in demanding mobile applications.

SETTINGS

- Fuel Storage & Dispensing Systems
- Aircraft Refueling
- Fuel Tank Trucks
- Fuel Transfer
- Bulk Fuel Handling

1195 SERIES - ALL REELS SUPPLIED LESS HOSE

LESS HOSE												
MODEL	STANDARD CAP			OPTIONAL CAP. Reducer required			INLET SWIVEL ASSEMBLY	OUTLET RISER	PSI	APRX. LBS.		SIZE INDEX
	I.D.	O.D.	FT.	I.D.	O.D.	FT.						
STANDARD 1195 SERIES WITH IN-LINE SWIVEL												
1195-932-X	2"	2 9/16"	50	1 1/2"	2 1/16"	60	2" F NPT	2" F NPT	1,000	128		**1**
1195-1728-X	2"	2 9/16"	60	1 1/2"	2 1/16"	85	2" F NPT	2" F NPT	1,000	134		**2**
1195-1332-X	2"	2 9/16"	75	1 1/2"	2 1/16"	100	2" F NPT	2" F NPT	1,000	148		**3**
1195-2428-X	2"	2 9/16"	90	1 1/2"	2 1/16"	135	2" F NPT	2" F NPT	1,000	169		**4**
1195-2032-X	2"	2 9/16"	115	1 1/2"	2 1/16"	150	2" F NPT	2" F NPT	1,000	186		**5**
1195-3228-X	2"	2 9/16"	125	1 1/2"	2 1/16"	175	2" F NPT	2" F NPT	1,000	218		**6**

- SUFFIX "X" OPTIONS

These models are not available in direct hand crank models.
When ordering, substitute the "X" with selection below. NOTE: Add 5 lbs to ship weight if reel is crated.

SUFFIX	TYPE	DESCRIPTION	ADD ON APRX. LBS
AB	AIR - 6 VANE	CAST IRON AIR MOTOR	8
C	FRONT HAND CRANK	BEVEL GEARED CRANK	3
ED	12 V DC, 1/2 HP EXP.	EXPLOSION PROOF, REVERSABLE	26
EB	24 V DC, 1/2 HP EXP.	EXPLOSION PROOF, REVERSABLE	26
EA	115 V AC, 1/2 HP EXP.	REVERSABLE AC RECTIFIED	26
EJ	230 V AC, 1/2 HP EXP.	REVERSABLE AC RECTIFIED	26
H	HYDRAULIC	END PORTED 9/16-18 UNF	6

REEL DIMENSIONS Technical Data Sheets Available On Website

SIZE INDEX	W				H	L	X	Y	Ø	Dw
	CRANK	ELEC.	AIR / HYD.	-BUXX EQUIPPED						
1	17 7/8"	22 1/8"	19 3/8"	23"	33 1/4"	32"	15"	25 5/8"	15 1/2"	9 1/2"
2	25 7/8"	30 1/8"	27 3/8"	31"	30 1/4"	28"	23"	24 1/2"	15 1/2"	17 1/2"
3	21 7/8"	26 1/8"	23 3/8"	27"	33 1/4"	32"	19"	25 5/8"	15 1/2"	13 1/2"
4	32 3/8"	36 5/8"	33 7/8"	37 1/2"	30 1/4"	28"	29 1/2"	24 1/2"	15 1/2"	24"
5	28 3/8"	32 5/8"	29 7/8"	33 1/2"	33 1/4"	32"	25 1/2"	25 5/8"	15 1/2"	20"
6	40 3/8"	44 5/8"	41 7/8"	45 1/2"	30 1/4"	28"	37 1/2"	24 1/2"	15 1/2"	32"
	Overall Dimensions						Base		Drum	

1195 SERIES :: REEL SPECIFICATIONS

SWIVEL

- External fluid path with in-line electroless nickel plated steel full-flow NPT swivel
- Swivel Seals: NITRILE
- (On high pressure models with suffix -BUXX) External fluid path with electroless nickel plated steel 90° full-flow NPT swivel
- (On high pressure models with suffix -BUXX) Swivel Seals: AFLAS

DESIGN & STRUCTURE

- All welded steel "A" frame construction for superior reel structure
- Exclusive low profile outlet riser & open drum slot design for flat smooth hose wrap
- Robust lubricated horizontal surface mount bearings for easy rotation
- Adaptor for Victaulic connections available, consult factory

RETRACTION

- Reliable chain & sprocket drive on motor driven models
- (On models with suffix -C) Bevel geared crank rewind See Motor Options Chart

ACCESSORIZE YOUR REEL :: PG 12

- O-Rings & Swivels
- Roller Brackets
- Assorted Reel Accessories
- Hoses
- Brake

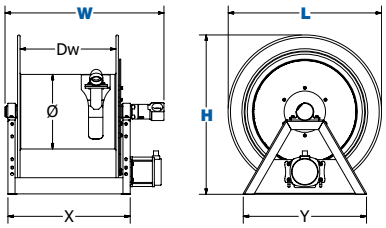

1" I.D.

1600 SERIES

HAND CRANK & MOTORIZED HYBRID FRAME HOSE REELS

1600 Series with optional universal bracket kit, 4-way roller bracket, crank handler holster & bevel gear crank

COXREELS® 1600 Series features the most versatile symmetric reel design in the market today. This feature –rich reel series is the most versatile in the marketplace and features nearly endless component configurations on a robust platform for any conceivable application. Targeted for the tough demands of customers requiring various dimensional choices, the series offers flexible size envelopes for any given hose capacity. The 1600 series hybrid frame offers unique accessories and upgrades which allow for application tailoring resulting in enhanced performance and usability.

SETTINGS

- Fuel Storage & Dispensing Systems
- Ship Refueling
- Fuel / Lube Trucks
- Aircraft Refueling
- In-plant Refueling
- Fuel Tank Trucks
- Offshore
- Fuel Transfer
- Bulk Fuel Handling

1660 MODEL :: REEL SPECIFICATIONS

SWIVEL

- External fluid path with nickel plated steel 90° full-flow NPT swivel inlet
- Swivel Seals: NITRILE

DESIGN & STRUCTURE

- All welded hybrid frame with added bolts
- Exclusive low profile outlet riser & open drum slot design for flat smooth hose wrap
- Permanently lubricated self-aligning pillow block bearings for trouble-free & smooth rotation
- Adjustable tension brake to prevent "free-wheeling" during operation
- (On hand crank models) Long-handled locking pin to secure reel from rotation during transport or storage

RETRACTION

- Reliable chain & sprocket drive on motor driven models
- Solid steel direct hand crank with smooth round handle
- All metal bevel crank and gear construction
- See Motor Options Chart

ACCESSORIZE YOUR REEL :: PG 12

- O-Rings & Swivels
- Roller Brackets & Crank
- Centrifugal Clutches
- 3 Way Brakes
- Speed Reducing Idler Sprockets
- 3 Way Pin Lock Rewind Actuators
- Crank Handle Holders
- Multi-angle Payouts
- Chain Guards

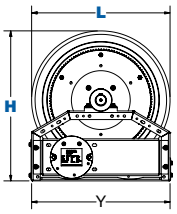

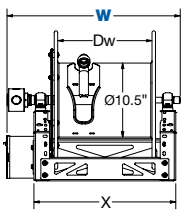

1660 MODELS

- ALL REELS SUPPLIED LESS HOSE

LESS HOSE											
MODEL	Hose Cap. 1" I.D.	Optional Hose Cap. ¾" I.D.	DIMENSIONS								APRX. LBS
			DW	L	W			H	X	Y	
			DRUM WIDTH	DISC SIZE	CRANK	ELEC.	AIR/ HYD.				
1660-0820	50'	60'	8"	20"	23⅞"	21⅝"	20⅜"	21¾"	15"	20¼"	54
1660-1120	75'	100'	11.5"	20"	27⅜"	25⅛"	23⅞"	21¾"	18½"	20¼"	60
1660-0824			8"	24"	23⅞"	21⅝"	20⅜"	25¼"	15"	23¼"	67
1660-1520	100'	150'	15.5"	20"	31⅜"	29⅛"	27⅞"	21¾"	22½"	20¼"	68
1660-0924			9.5"	24"	35⅜"	23⅛"	21⅞"	25¼"	16½"	23¼"	72
1660-2020	130'	175'	20"	20"	35⅞"	33⅝"	32⅜"	21¾"	27"	20¼"	82
1660-1124			11.5"	24"	27⅜"	25⅛"	23⅞"	25¼"	18½"	23¼"	73
1660-0828			8"	28"	23⅞"	21⅝"	20⅜"	29¼"	15"	26¼"	82
1660-2220	165'	225'	20"	20"	37⅞"	35⅝"	34⅜"	21¾"	29"	20¼"	89
1660-1524			15.5"	24"	31⅜"	29⅛"	27⅞"	25¼"	22½"	23¼"	81
1660-0928			9.5"	28"	25⅜"	23⅛"	21⅞"	29¼"	16½"	26¼"	85
1660-2820	200'	275'	28"	20"	43⅞"	41⅝"	40⅜"	21¾"	35"	20¼"	94
1660-2024			20"	24"	35⅞"	33⅝"	32⅜"	25¼"	27"	23¼"	91
1660-1128			11.5"	28"	27⅜"	25⅛"	23⅞"	29¼"	18½"	26¼"	88

MOTOR OPTIONS

When ordering, suffix the model number with selection below. NOTE: Add 5 lbs to ship weight if reel is crated

SUFFIX	TYPE	DESCRIPTION	ADD ON APRX. LBS
A	AIR - 4 VANE	ALUMINIUM BODY AIR MOTOR	8
AB	AIR - 6 VANE	CAST IRON AIR MOTOR	8
C	FRONT HAND CRANK	BEVEL GEARED CRANK	3
E	12 V DC, ⅓ HP	REVERSABLE	13
ED	12 V DC, ½ HP EXP.	EXPLOSION PROOF, REVERSABLE	26
EF	24 V DC, ⅓ HP	REVERSABLE	13
EB	24 V DC, ½ HP EXP.	EXPLOSION PROOF, REVERSABLE	26
EA	115 V AC, ½ HP EXP.	REVERSABLE AC RECTIFIED	26
EJ	230 V AC, ½ HP EXP.	REVERSABLE AC RECTIFIED	26
H	HYDRAULIC	END PORTED 9⁄16-18 UNF	6

MOTORIZED

HAND CRANK

TWO YEAR 2 WARRANTY

HAND CRANK & MOTORIZED HYBRID FRAME HOSE REELS 1600 SERIES

COXREELS® 1600 Series features the most versatile symmetric reel design in the market today. This feature –rich reel series is the most versatile in the marketplace and features nearly endless component configurations on a robust platform for any conceivable application. Targeted for the tough demands of customers requiring various dimensional choices, the series offers flexible size envelopes for any given hose capacity. The 1600 series hybrid frame offers unique accessories and upgrades which allow for application tailoring resulting in enhanced performance and usability.

1600 Series with optional universal bracket kit, 4-way roller bracket, crank handler holster & bevel gear crank

SETTINGS

- Fuel Storage & Dispensing Systems
- Ship Refueling
- Fuel / Lube Trucks
- Aircraft Refueling
- In-plant Refueling
- Fuel Tank Trucks
- Offshore
- Fuel Transfer
- Bulk Fuel Handling

1680 MODELS

- ALL REELS SUPPLIED LESS HOSE

LESS HOSE											
MODEL	Hose Cap. 1½" I.D.	Optional Hose Cap. 1¼" I.D.	DIMENSIONS								APRX. LBS
			DW	L	W			H	X	Y	
			DRUM WIDTH	DISC SIZE	CRANK	ELEC.	AIR/ HYD.				
1680-1120	35'	40'	11.5"	20"	24⅞"	25⅛"	23⅞"	21¾"	18½"	20¼"	60
1680-0824			8.5"	24"	21⅜"	21⅝"	20⅜"	25¼"	15"	23¼"	67
1680-1520	50'	55'	15.5"	20"	28⅞"	29⅛"	27⅞"	21¾"	22½"	20¼"	68
1680-1124			11.5"	24"	21⅜"	21⅝"	20⅜"	29¼"	15"	26¼"	73
1680-2220	70'	85'	20"	20"	35⅜"	35⅝"	34⅜"	21¾"	29"	20¼"	82
1680-1324			13.5"	24"	26⅞"	27⅛"	25 7/10"	25¼"	20½"	23¼"	77
1680-2024	100'	130'	20"	24"	33⅜"	33⅝"	32⅜"	25¼"	27"	23¼"	91
1680-1328			13.5"	28"	26⅞"	27⅛"	25 7/10"	29¼"	20½"	26¼"	92
1680-2028	150'	175'	20"	28"	33⅜"	33⅝"	32⅜"	29¼"	35"	23¼"	106
1680-2824			28"	24"	41⅜"	41⅝"	40⅜"	25¼"	27"	26¼"	107
1680-3324	200'	200'	33"	24"	46⅜"	46⅝"	45⅜"	25¼"	40"	23¼"	117
1680-2428			24"	28"	37⅜"	37⅝"	36⅜"	29¼"	31"	26¼"	114

MOTOR OPTIONS

When ordering, suffix the model number with selection below. NOTE: Add 5 lbs to ship weight if reel is crated

SUFFIX	TYPE	DESCRIPTION	ADD ON APRX. LBS
A	AIR - 4 VANE	ALUMINIUM BODY AIR MOTOR	8
AB	AIR - 6 VANE	CAST IRON AIR MOTOR	8
C	FRONT HAND CRANK	BEVEL GEARED CRANK	3
E	12 V DC, ⅓ HP	REVERSABLE	13
ED	12 V DC, ½ HP EXP.	EXPLOSION PROOF, REVERSABLE	26
EF	24 V DC, ⅓ HP	REVERSABLE	13
EB	24 V DC, ½ HP EXP.	EXPLOSION PROOF, REVERSABLE	26
EA	115 V AC, ½ HP EXP.	REVERSABLE AC RECTIFIED	26
EJ	230 V AC, ½ HP EXP.	REVERSABLE AC RECTIFIED	26
H	HYDRAULIC	END PORTED 9/16-18 UNF	6

1680 MODEL :: REEL SPECIFICATIONS

SWIVEL

- External fluid path with in-line nickel plated steel full-flow NPT swivel inlet
- Swivel Seals: NITRILE

DESIGN & STRUCTURE

- All welded hybrid frame with added bolts
- Exclusive low profile outlet riser & open drum slot design for flat smooth hose wrap
- Permanently lubricated self-aligning pillow block bearing for trouble-free & smooth rotation & robust lubricated horizontal surface mount bearing for easy rotation
- Adjustable tension brake to prevent "free-wheeling" during operation
- Long-handled locking pin to secure reel from rotation during transport or storage

RETRACTION

- Reliable chain & sprocket drive on motor driven models
- Solid steel direct hand crank with smooth round handle
- All metal bevel crank and gear construction
- See Motor Options Chart

ACCESSORIZE YOUR REEL :: PG 12

- O-Rings & Swivels
- Roller Brackets & Crank
- Centrifugal Clutches
- 3 Way Brakes
- Speed Reducing Idler Sprockets
- 3 Way Pin Lock Rewind Actuators
- Crank Handle Holders
- Multi-angle Payouts
- Chain Guards

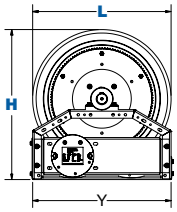

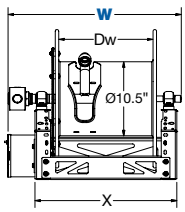

ACCESSORIES

SPRING DRIVEN, HAND CRANK & MOTORIZED REELS

SWIVELS & O-RING COMPATIBILITY CHART

		Brass	Zinc Plated Steel	Electroless Nickel Plated Steel	Stainless Steel	In-Line Nickel Plated Steel or Stainless Steel	Melonized Steel
Available Swivel I.D. Female NPT fittings (*BSPT fittings available)	1/4"	•	•				•
	3/8"	•	•		•		
	1/2"	•	•		•		
	3/4"	•			•		
	1"			•	•		
	1 1/2"			•	•	•	
	2"			•	•	•	
Available Swivel Seals (Refer to O-Ring Compatibility Chart for desired application)	Buna	•	•	•	•	•	
	EPDM	•	•	•	•	•	
	Viton®	•	•	•	•	•	•
	AFLAS			•	•		

O-RING COMPABILITY CHART

Intended as a general guideline only. Users must test under their own operating guidelines to determine suitability. Please consult factory if your application is not listed.

1 = Recommended | 2 = Fair | 3 = Poor | 4 = Unsatisfactory

	ACETYLENE	AIR (-30°F TO +25°F)	AIR (+25°F TO 200°F)	AIR (200°F TO 300°F)	AIR (300°F TO 400°F)	ANTIFREEZE	FUEL OIL / KEROSENE	GREASE (PETROLEUM BASED)	HYDROCHLORIC ACID	MOTOR OIL (PETROLEUM BASED)	NATURAL GAS	NITROGEN	OXYGEN (200°F TO 300°F)	OXYGEN (COLD)	PESTICIDES	STEAM (BELOW 300°F)	STEAM (300°F TO 400°F)	SEWAGE	SEA WATER	WATER (UP TO 200°F)
Buna	1	1	1	3	4	2	1	1	3	1	1	1	4	2	2	4	4	1	1	1
EPDM	1	1	1	2	4	1	4	4	2	4	4	1	4	2	4	1	2	1	1	1
Viton®	1	2	1	1	1	2	1	1	1	1	1	1	2	1	1	2	3	2	2	2
AFLAS	1	3	1	1	1	1	2	2	1	2	1	1	4	2	1	2	3	1	1	1

Brass Swivels

CNC machined from solid brass swivels are built for general multi-purpose applications. Configured in a 90 degree fluid path with full flow designed. Working pressure up to 3,000 PSI & -40°F to 400°F*.

Zinc Plated Steel Swivels

Machined from strong low carbon steel & configured in a 90 degree fluid path with full flow designed. Zinc plated steel swivels are recommended for non-corrosive applications. Working pressure up to 5,000 PSI & -40°F to 400°F*.

Electroless Nickel Plated Steel Swivels

Machined from strong low carbon steel & configured in a 90 degree fluid path with full flow designed. Nickel plated steel swivels are recommended for mildly corrosive applications. Working pressure up to 4,000 PSI & -40°F to 400°F*.

Stainless Steel Swivels

Machined from high quality, pure 316 stainless steel & configured in a 90 degree fluid path with full flow design. Stainless steel swivels offer superior corrosion protection. Working pressure up to 5,000 PSI & -40°F to 400°F*.

In-line Swivels

Nickel plated steel or stainless steel swivel configured in an in-line fluid path with full flow design. Working pressure up to 1,500 PSI for 11/2" I.D. & 1,000 PSI for 2" I.D. -40°F to 400°F*.

Melonized Steel Swivels

Configured in a 90 degree fluid path with 1/4" ports, melonized steel swivels are used for hydraulic applications. Working pressure up to 10,000 PSI & -5°F to 400°F*.

*Temperature rating depends on the seal type selected

MOUNTING & ROLLER BRACKETS

	PART NO.	SH	T
Swing Bracket For vertical surface mounting, allows reel to swing 180°. Powder coated crinkle black 1/4" steel. Weight: 5 lbs.	15720	•	
	15725		•
Swivel Bracket For horizontal surface mounting, ball bearing rotation, allows reel to swivel 345°. Powder coated crinkle black heavy gauge steel. Weight: 6 lbs. NOT FOR USE IN CEILING APPLICATIONS.	15721	•	•
EZ-Up Bracket Reel easily slides in & out for easy overhead mounting. Use as an alternative to the #MR-1. Must be ordered with #15724 for "I" or "H" beam installations. Weight: 6.5 lbs.	15723	•	•
EZ-Up "I" or "H" Beam Adapter Must be ordered with #15723. Powder coated crinkle black, all steel construction. Weight: 5 lbs.	15724	•	•
Mounting Bracket For overhead mounting, fits 3" to 8 1/2" flange on "I" or "H" beam. Powder coated crinkle black 3/16" bent steel. Weight: 13 lbs.	MR-1	•	
	MRT-1		•
4-Way Roller Bracket Heavy gauge steel, powder coated Coxreels blue (4RB) Available in stainless steel (4RB-SS). Weight: 1 lbs.	4RB 1/4"-3/4"	•	•
	4RB-SS 1/4"-3/4"	•	•

HOSE STOPS & GUARDS

HOSE STOPS PART NO.	HOSE GUARD PART NO.	HOSE I.D.	HOSE O.D.	CORD	OVERALL
131	237-1	1/4"	1/2"	12/3 SJO	2 1/2"
131-1	237-1	-	-	16/3 SJO	2 1/2"
131-3	237-1	3/8"	21/32"	10/3 SO	2 1/2"
131-4	398-1	1/2"	3/4"	-	2 1/2"
254	-	1/2"	3/4"	-	3 1/2"
430	398-1	3/4"	1"	-	3 1/2"
20214	-	1"	1 9/16"	-	5"

PVC INLET HOSE ASSEMBLIES

PART NO.	FITTINGS	I.D.	LENGTH	PSI
5150-1.5	1/4" Male x Female NPT	1/4"	18"	300
5153-1.5	3/8" Male x Female NPT	3/8"	18"	300
5154-1.5	1/2" Male x Female NPT	1/2"	18"	300
5155-1.5	3/4" Male x Male NPT	3/4"	18"	300
5224-1.5	3/8" Male x Male NPT	3/8"	18"	3,000
5256-1.5	1/2" Male x Male NPT	1/2"	18"	2,500
5290-1.5	3/4" Male x Male NPT	3/4"	18"	1,500
5304-1.5	1/4" Male x Male NPT	1/4"	18"	5,000
5336-1.5	3/8" Male x Male NPT	3/8"	18"	4,000

BEND RESTRICTORS

ADD SUFFIX	I.D.	DESCRIPTION	PSI
-BXB	1/4"	Black PVC Bend Restrictor	300
-BXB	3/8"	Black PVC Bend Restrictor	300
-BXB	1/2"	Black PVC Bend Restrictor	300

Designed to limit the degree of bending without compromising the integrity of the hose assembly while also preventing the hose-end from kinking, excessive wearing, & tearing.

SPRING DRIVEN
MOTORIZED
HAND CRANK

ROLLER BRACKETS

4-WAY ROLLER BRACKETS

Top Rewind

4-way enclosed pinch-proof stainless steel rollers are 1" in diameter supported by powder coated steel brackets. Specify drum width.
Weight: 10 lbs.

Bottom Rewind

4-way enclosed pinch-proof stainless steel rollers are 1" in diameter supported by powder coated steel brackets. Specify drum width. Weight: 10 lbs.

4-Way Roller

4-way enclosed pinch-proof stainless steel rollers are1" in diameter.

Universal Roller 4-Way

4-way enclosed pinch-proof stainless steel rollers are 1" in diameter.Mounted on universal bracket with 4 various positions 0°, 30°, 60°, 90°. Made from steel, powder coat black.



PART NO.	1185	1195	1600
15368* 28" disc size		•	
15368-1* 32" disc size		•	
15369* 24" disc size	•		
15369-1* 28" disc size	•		
16901 20" disc size			•
16902 24" disc size			•
16903 28" disc size			•
15370-1*	•		
15370*		•	
PART OF FRAME			•
CONSULT FACTORY	•	•	•
16930 20" disc size			•
16931 24" disc size			•
16932 28" disc size			•

*Add drum width dimension as the suffix to the part number
EXAMPLE: An 1125-4-200 reel drum width is **12**". Order part number: 15353-**12**

3 -WAY ROLLER BRACKET ASSEMBLIES

Top Rewind

3-way open spool roller assembly with 1.5" chrome-plated machined steel spools & 1.5" stainless steel tubing bottom roller & powder coated steel brackets. Specify drum width. Weight: 14 lbs.

Bottom Rewind

3-way open spool roller assembly with 1.5" chrome-plated machined steel spools & 1.5" stainless steel tubing bottom roller and powder coated steel brackets. Specify drum width. Weight: 14 lbs.

3-Way Roller

3-way open spool roller assembly with 1.5" chrome-plated machined steel spools & 1.5" stainless steel tubing bottom roller.

Universal Roller 3-Way

3-way open spool roller assembly with 1.5" chrome-plated machined steel spools and 1.5" stainless steel bottom roller. Mounted on universal bracket with 4 various positions 0°, 30°, 60°, 90°. Made from steel, powder coat black. Mount multiple roller guides for dual direction payout.

PART NO.	1185	1600
15360* 24" disc size	•	
15361* 28" disc size	•	
15363* 24" disc size	•	
15364* 28" disc size	•	
CONSULT FACTORY	•	•
16933 20" disc size		•
16934 24" disc size		•
16935 28" disc size		•

*Add drum width dimension as the suffix to the part number
EXAMPLE: An 1125-4-200 reel drum width is **12**". Order part number: 15359-**12**

HOSE GUIDES

Pivoting Hose Guide HD

Heavy gauge powder coated steel arm & pivot mount w/5 locking positions. Large 1" diameter pivot shaft. Sealed precision bearings support pivot shaft & chrome-plated billet aluminum guide rollers. Specify drum width. (For motor options E & ED only). Weight: 17 lbs.

PART NO.	1185
15728 Bottom Return	•
15730 Top Return	•

MODEL UPGRADES & ADDITIONS

Spring Loaded Lock Pin

The spring-loaded lock pin assembly is designed to lock & secure the reel, even in mobile conditions over rough terrain.

3-Way Pin Lock Kit

3 Positions - Pin locks reel with heavy duty 3/4" solid steel spin. Disengages for free unwind. Can be used to activate switch for electric rewind.

Universal Bracket Kit

4 various positions 0°, 30°, 60°, 90° for mounting bevel crank on either side of the reel. Includes removable center guard cap for easy bearing access. Made from powder coated steel.

Gear Guards

Guards beveled gears or chain & sprocket from dirt & foreign matter, while also protecting operator from injury.

Lower Chain Guards

Guard access to chain from side of reel. Includes bracket to cover access to chain from front of reel from gap between disk & frame.

Idler Gear

Reduce drum speed & increase torque. Available in three sizes, they are factory installed on the motor kits.

3 Way Brake

A 3-position brake with lock, friction & free spinning positions. Easily clears brackets & guards for gloved-hand operation. In locked position, does not protrude past front of reel.

Heavy Duty Band Brake

Steel band lined with brake friction material. Tension is adjusted with a wing nut or a knob by hand (no tools required).
- Increased braking power
- Increased brake life.
- Easier & more precise brake adjustment (control).

Crank Handle Holster

Universal design mounts to either side of the reel with independent mounting holes. Features chained retaining pin to keep handle in place.

Hose Strain Relief Kit

- Allows the hose to be secured against the drum.
- The clamp provides a strain relief when the hose is fully extended from the reel.
- Allow the hose to be routed between the riser connection & the hose clamp with a proper bend radius.

PART NO.	1185	1195	1600
20843	•	•	•
16702			•
16400			•
8176		•	
8176-1 24" disc size	•		
8176-2 28" disc size	•		
16601-122 20" disc size			•
16602-138 24" disc size			•
16602-180 28" disc size			•
16620 20" disc size			•
16624 24" disc size			•
16628 28" disc size			•
17250-2 (1:2 ratio)			•
17250-3 (1:3 ratio)			•
17250-4 (1:4 ratio)			•
16703			•
8302	•		
8302-1 90° Swivel	•		
16705			•
16704			•
HSRK-125 1¼" Hose	•*		
HSRK-150 1½" Hose	•	•*	•

SPEED CONTROLLERS FOR MOTORIZED MODELS

Electric Motor Speed Controller

For AC motors

Control Valve

Control valve for No. 4 Gast Air Motor available upon request

Control Valve

Control valve for No. 6 Gast Air Motor available upon request

PART NO.	MOTOR OPTIONS							
	E	EB	ED	EA	EJ	EF	A	AB
20868				•	•			
15212							•	
15212-1								•

ACCESSORIES

SPEED CONTROLLERS FOR MOTORIZED MODELS

	PART NO.	MOTOR OPTIONS					
		E	EB	ED	EA	EJ	EF
Explosion Proof Stationary Push Button Switch For 12V D.C. applications, must be used with solenoid. Cast 3/4" N.P.T. hub inlet.	20882	•					
Vapor Proof Junction Box Includes box cover & gasket, has three 3/4" N.P.T. hubs.	20883	•	•	•	•	•	•
General Purpose Reversing Switch For direct starting & reversing of A.C. rewind motor.	15210				•	•	
Sealed Push Button Switch Weather proof, dust proof momentary contact. To be used with solenoid.	20876	•	•	•	•	•	•
Solenoid Relay 12V D.C. for activating motor.	20877	•		•			
Circuit Breaker 50 amp automatic reset, circuit breaker. A circuit breaker is recommended for all 12V D.C. explosion proof motors.	20878	•		•			
Switch Box (Includes #20876, #20877, & #20878 & all parts needed to assemble the entire switch box) - Casing is powder coated crinkle black.	8281	•		•			

SPEED CONTROLLERS FOR MOTORIZED MODELS

	PART NO.	MOTOR OPTIONS					
		E	EB	ED	EA	EJ	EF
Electrical Box & Switch - Installs on any DC electric motor kit. - Push button switch mounts to frame or to 3-Way Pin Lock. - Works with all guards and accessories.	16780-12 12 VDC	•		•			
	16780-24 24 VDC		•				•
115/230 AC/Volt Variable Speed Controller - 10-amp fuse. - On/off push button switch. - Forward/reverse feature.	20875				•	•	
115/230 AC/Volt Variable Speed Controller - 10-amp fuse. - On/off push button switch.	20874				•	•	
115/230 AC/Volt Variable Speed Controller 10-amp fuse.	20873				•	•	
12 Volt DC Electric Motor Variable Speed Controller On/off push button switch. • Relay, 50-amp circuit breaker. • Forward/reverse feature.	20872	•		•			
12 Volt DC Electric Motor Variable Speed Controller On/off push button switch. • Relay, 50-amp circuit breaker.	20871	•		•			
12 Volt DC Electric Motor Variable Speed Controller	20870	•		•			

CUSTOMIZE YOUR REEL

FROM CONCEPT TO COMPLETION

CUSTOMIZE YOUR REEL WITH COXREELS CUSTOM PRODUCTS:

Our engineering capabilities and manufacturing processes allow us to design and build top quality products for any conceivable application where reels are needed.

- **Customize fluid paths/axles or create custom brackets, mounts, and accessories.**
- **Integrate with your specific hardware, systems, or devices.**
- **Modify drums, add divider disks, manipulate openings, or integrate hose handling devices.**
- **Combine features of various reel model lines, creating your own hybrid reel.**
- **Create custom retraction systems.**
- **Increase temperature and pressure capabilities, or multiply fluid paths.**
- **The possibilities are only limited by your imagination!**

POWDER COAT OPTIONS*

3 digit suffix for spring driven or 4 digit suffix for hand crank & motorized models.

-BXX or -BXXX Blue

-RXX or -RXXX Red

-GXX or -GXXX Gray

-KXX or -KXXX Gloss Black

-CXX or -CXXX Crinkle Black

-WXX or -WXXX White

-NXX or -NXXX Green

*Minimum quantity & or dollar amount may apply

EZ-COIL®

SAFETY SERIES

EZ-Coil® is a patented controlled retraction technology offered exclusively on Coxreels' Safety Series reels.

EZ-Coil® retracts up to 80% slower than conventional reels, resulting in workplace safety, protection from injury & costly property damage.

NOBODY SHOULD BE WITHOUT EZ-COIL®!

up to 80% Slower Retraction

	Conventional SPRING DRIVEN REELS	COXREELS EZ-COIL
SPEED	25 ft./sec.	5 ft./sec.
WHIPPING	5-15 ft.	1 ft.
IMPACT	500 ft./lbs.	0-1 ft./lbs.

Based on an independent evaluation performed by COXREELS.
Depending on certain conditions, results may vary.

TWO YEAR WARRANTY

2 YEAR WARRANTY

Products manufactured by Coxreels are warranted for a period of two years from the date of sale to original purchaser. If within such warranty period any such equipment is proved, to Coxreels' satisfaction, to be defective, Coxreels shall be liable for the repair or, at Coxreels' option, replacement when the product is returned, freight prepaid, to Coxreels' plant or a Coxreels' service dealer. Coxreels' obligation hereunder shall be confined to such repair or replacement and shall be further conditioned upon Coxreels receiving written notice of any alleged defect within ten days after its discovery. Coxreels assumes no responsibility for improper choice of models or where products are used in excess of rated capacities and design functions, or under abnormal conditions. We make available a free engineering service to help with any product selection, application or problem.

Warranty is void if the product or any part thereof has been tampered with, altered, or repaired by other than authorized service personnel. Coxreels' responsibility ceases upon delivery to any common carrier, and we do not, unless previously instructed, insure shipments beyond point of delivery to such carrier. Any products, components or accessories that are not manufactured by Coxreels and are supplied by other manufacturers are subject to their respective guarantees or warranties. Certain products will carry their own warranties. Equipment specially built to customers' specifications and requirements is not subject to cancellation nor returnable for credit under any condition. We reserve the right to modify or alter materials, dimensions, design and construction, when necessary, to improve performance.

STATEMENT OF HOSE APPLICATIONS

Coxreels does not manufacture any hose. All hose supplied by Coxreels is selected from reliable commercial sources and is recommended for application on the basis of data supplied by the manufacturer. Coxreels assumes no responsibility for any other application or use. Hose supplied by Coxreels carries the warranty as listed by the manufacturer (90 days).

TERMS

- Net 30 days on approved credit • Minimum billing $25.00
- Service charge 11/2% on past due accounts

FREIGHT

- F.O.B. Factory • Our responsibility ceases upon delivery to common carrier. Consignee must file claim for shortage and damaged freight with the carrier.

DELIVERY

- Most standard items are shipped in five - ten business days or less. Consult customer service for availability.

RETURN POLICY

- No material will be accepted for return without written authorization by the factory, and a return goods authorization number assigned. Materials must be returned prepaid. A 20% restocking fee and a $5.00 repacking charge normally applies. No material will be accepted for a credit after one year from the date of purchase. Custom products and special orders are not returnable.

Coxreels' Customer Service - 1.800.269.7335

Call and request a Returned Merchandise Authorization# (RMA #). Warranty claims must be made by authorized Coxreels distributors. Be prepared to give the following information: product model number, serial number and purchase invoice number.

- Replacement parts ordered will be invoiced to your account.
- Once given an RMA #, you must write it on all boxes and paperwork. Coxreels will not accept your return without an RMA #.
- Upon receiving the return, if it is determined to be covered under warranty, a credit memo will be issued and mailed to you for your records.

SAFETY FIRST

PLEASE REVIEW ALL SAFETY INFORMATION BEFORE CHOOSING & USING ALL EQUIPMENT

SERIOUS INJURY, DEATH & DESTRUCTION OF PROPERTY can result from improper selection or improper use of products described in this catalog. Since COXREELS has no control over the number and variety of applications for which its products may be purchased or the conditions under which they may be used, COXREELS liability on any claim, whether in contract, tort (including negligence), or otherwise, for any loss or damage shall in no case exceed the price paid for product or any part thereof which give rise to claim. However, the general information contained herein shall allow the customer to select and assume all responsibility for product acceptability and fitness for specific applications. As always, COXREELS technical assistance and support is available for your convenience.

WARNING - USER RESPONSIBILITIES
The customer, installer, and end users shall, through analysis and testing, assume sole **responsibility in making the final selection of reels and accessories.** Furthermore, these parties shall hold COXREELS harmless for all liability, claims, suits, and expenses incurred. These parties shall ensure training, performance, endurance, routine inspections, maintenance, safety precautions and warnings regarding the application are enforced at all times. COXREELS is not responsible for use of products in excess of rated and recommended capacities, design functions, or abnormal conditions.

CAUTION - PROPER SELECTION OF ACCESSORIES
Coxreels offers a wide variety of accessory items and optional features for its reels. It is the sole responsibility of the customer, installer, and end users to **ensure that the proper items and features have been selected** to fit the application. Consult with Coxreels technical support for available accessories and optional features which will help you to keep your product safe in its environment. These items may include mounting brackets, guards, guides, and electrical components.

WARNING - FOLLOW INSTRUCTIONS
The customer, installer, and end users shall ensure that all potential users of these products receive **continual training** and access to all relevant **product manuals and safety instructions**. This information should be thoroughly reviewed prior to installation, stored and reviewed continually during use of the product. Coxreels assumes no responsibility for fitness of installation and continued use in specific applications. Any overhead installations should be such that the reel is not supported solely by bolts under tension. A safety chain or cable is necessary to eliminate potential for damage or personal injury.

IMPORTANT - FOLLOW GOOD MAINTENANCE PRACTICES
When receiving your products, **establish a program** for inspection, testing, and periodic replacement of worn items depending on factors such as; severity of application, frequency of equipment use, and past performance indicators. Use **only properly trained** persons to perform these duties. Update training periodically. **Document** the maintenance, inspections, and testing of products. **Never allow** an improperly functioning reel or accessory product to be put into use.

Documented inspections shall include in part, pressurized units, swivel joints, hose, hose fittings, cable, mounting hardware, roller guides and any such moving parts. Never allow the use of hoses or cables other than what is intended in the design of the reel. Changes in diameter, weight, length, or flexibility can affect the function and may cause damage or personal injury. Consult specific product manuals, or factory, with any questions regarding proper maintenance practices.

The use of any replacement components other than those provided by Coxreels is prohibited. Coxreels shall be held harmless from any improper selection of such components which may affect function and overall safety of the product.

NOTE: All designs, specifications, and dimensional data contained in this book are subject to change without notice. No additional warranties, express or implied, including warranties of merchantability for fitness for a particular purpose, are created by the descriptions and depictions of the products on in this book.

INDUSTRY CATALOGS

PRODUCT CATALOGS

CORPORATE HEADQUARTERS:
Tempe, Arizona USA
Phone: 480.820.6396 Fax: 480.820.5132
Toll Free: 800.COX.REEL Toll Free Fax: 800.229.REEL
www.coxreels.com info@coxreels.com

INTERNATIONAL:
EUROPE / MIDDLE EAST / AFRICA
Phone: +44 (0) 1536 464 990
Fax: +44 (0) 1536 464 999
www.crireels.com sales@crireels.com

CATALOG: LT-CFPC19

FUELING PRODUCT CATALOG